



LOCAL E-QUAL CANDIDATE GUIDE

Table of Contents

HOW TO CREATE A NOMINATION PETITION ONLINE	3
CREATE AN ACCOUNT OR LOG IN IF YOU HAVE AN ACCOUNT	4
CREATE A CANDIDATE	5
CREATE A PETITION	7
HOW TO SHARE A DIRECT LINK TO YOUR PETITION	9
HOW TO VOID A PETITION	10
HOW TO CLOSE A PETITION	11
HOW TO SUBMIT A PETITION	12
HOW TO PRINT A PETITION	13
HOW TO SEARCH AND EXPORT VOTER SIGNATURES.....	14

HOW TO CREATE A NOMINATION PETITION ONLINE

Candidates running for county, city, town, and precinct committeeman office¹ in Arizona may collect 110% of their required nomination petition signatures through the E-Qual system. E-Qual enables eligible voters to electronically sign these petitions. The Arizona Online Petition Portal allows candidates to create and manage their online nomination petitions for elections in participating jurisdictions. Please reference A.R.S. §§ [16-317](#); [16-319](#).

In addition to electronic petitions, paper petitions are also encouraged as a supplement to the online signatures for the purpose of building a cushion. When circulating paper petitions, please ensure the information on the paper forms matches the information on the electronic forms.

A Statement of Interest must be filed with your election office, prior to collecting signatures.

For candidates who do not wish to use the E-Qual system, the existing paper nomination petition process can still be used as an alternate option.

For assistance with Local E-Qual, please contact your location election office.

- [County Election Contact Information](#)
- [Cities and Towns Contact Information](#)

¹ Local E-Qual does not currently support Precinct Committeemen.

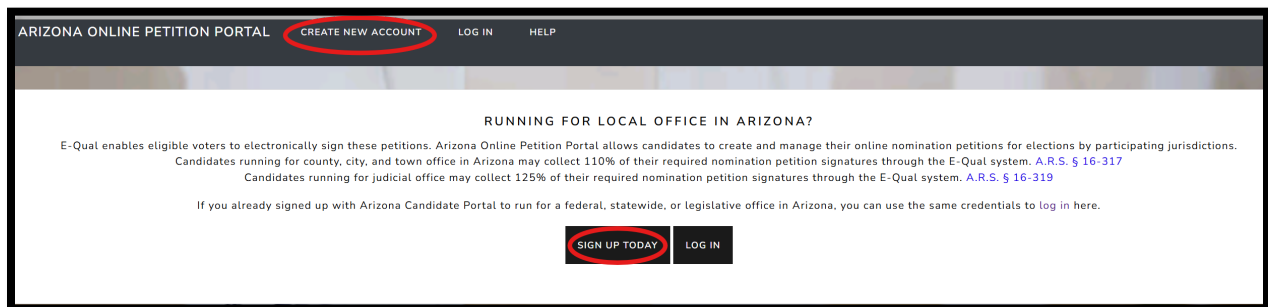
CREATE AN ACCOUNT OR LOG IN IF YOU HAVE AN ACCOUNT

1. LOCAL OFFICES WILL LOG INTO THE [ARIZONA ONLINE PETITION PORTAL](#).

Candidates must use the Arizona Online Petition Portal for local offices. Please note, the Arizona Candidate Portal is solely for Federal, Legislative and Statewide candidates.

2. CREATE NEW ACCOUNT

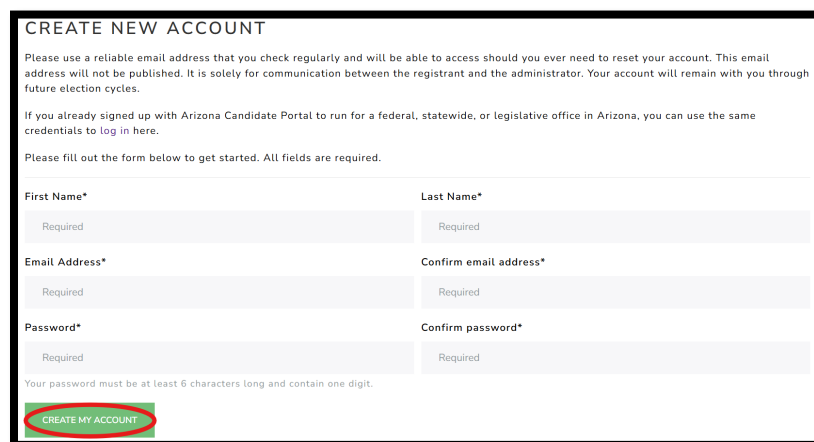
For first time candidate users using E-Qual, select “Create New Account” from the top navigation menu or “Sign Up Today” on the homepage.



Note: Candidates who have previously run for federal, legislative, or state office may use the same username and password associated with the Arizona Candidate Portal.

3. FILL OUT THE FORM

Complete the form and select “Create My Account”.



CREATE NEW ACCOUNT

Please use a reliable email address that you check regularly and will be able to access should you ever need to reset your account. This email address will not be published. It is solely for communication between the registrant and the administrator. Your account will remain with you through future election cycles.

If you already signed up with Arizona Candidate Portal to run for a federal, statewide, or legislative office in Arizona, you can use the same credentials to [log in here](#).

Please fill out the form below to get started. All fields are required.

First Name*	Last Name*
Required	Required
Email Address*	Confirm email address*
Required	Required
Password*	Confirm password*
Required	Required

Your password must be at least 6 characters long and contain one digit.

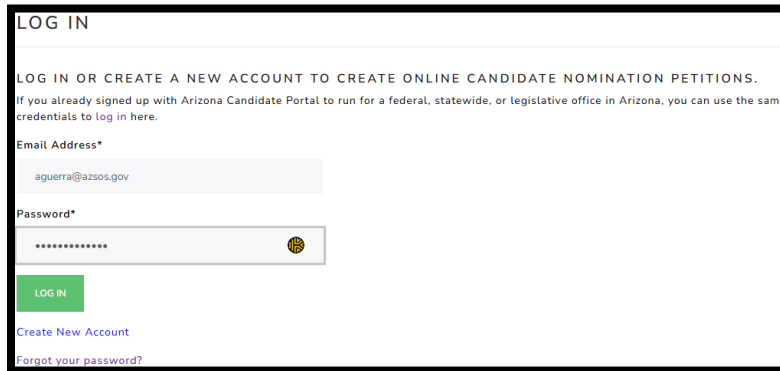
[CREATE MY ACCOUNT](#)

A verification email will be sent from the Arizona Secretary of State. Click on the link provided to confirm the email address. Once confirmed, log in to the petition portal. If the verification email is not received within a few minutes, please check the spam or junk folder.

LOCAL E-QUAL CANDIDATE GUIDE

4. LOG IN

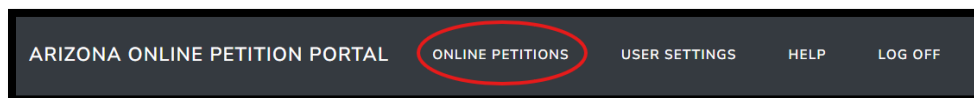
Enter the account email address, password, and select “Log In.”



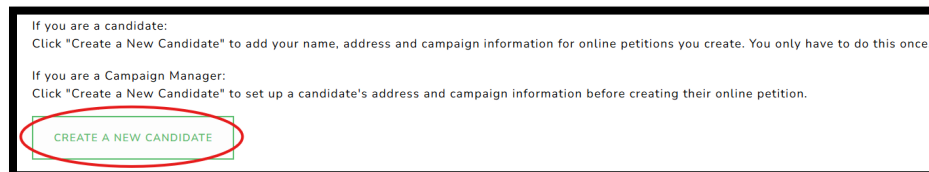
The screenshot shows the 'LOG IN' page of the Arizona Online Petition Portal. At the top, it says 'LOG IN OR CREATE A NEW ACCOUNT TO CREATE ONLINE CANDIDATE NOMINATION PETITIONS.' Below this, there is a note: 'If you already signed up with Arizona Candidate Portal to run for a federal, statewide, or legislative office in Arizona, you can use the same credentials to log in here.' The form has two input fields: 'Email Address*' with the text 'aguerra@azsos.gov' and 'Password*' with masked characters. A green 'LOG IN' button is below the password field. At the bottom, there are links for 'Create New Account' and 'Forgot your password?'.

CREATE A CANDIDATE

1. SELECT “ONLINE PETITIONS”



2. SELECT “CREATE A NEW CANDIDATE”



The screenshot shows the 'CREATE A NEW CANDIDATE' page. It contains two sections: 'If you are a candidate:' and 'If you are a Campaign Manager:'. Both sections instruct the user to click 'Create a New Candidate' to add their name, address, and campaign information. At the bottom, there is a green button labeled 'CREATE A NEW CANDIDATE' which is circled in red.

3. FILL OUT THE FORM

Enter the candidate’s information and select “Save Candidate Information” when finished. This information will automatically populate when a petition is created.

LOCAL E-QUAL CANDIDATE GUIDE

CREATE CANDIDATE

Candidate Name* * Required Field

Candidate name as you want it to appear on ballot for new petitions.

Required

ADDRESS

Home address used for new petitions.

Address Line 1*

Required

Address Line 2

Optional

City* **State*** **ZIP Code***

Required AZ Required

County*

Required

CAMPAIGN INFORMATION

The following information is optional and will be shown to signers.

Campaign Email Address

Campaign email address for new petitions.

Optional

Campaign Phone Number

Campaign phone number for new petitions.

Optional

SAVE CANDIDATE INFORMATION **CANCEL**

To update the information, select the candidate's name and edit the details. Please note, changes only apply to newly created petitions. Any petition already open will not reflect these updates.

CAMPAIGN MANAGERS: Additional candidates can be added by repeating the steps above. All candidates added will appear on a list for easy viewing and management.

PETITIONS FOR ADRIANA						CREATE NEW PETITION
JURISDICTION	ELECTION	OFFICE	DATE OPENED	STATUS		
City of Apache Junction	2026 City of Apache Junction Primary Election	Mayor	11/06/2025	Closed	View	
Cochise County	2026 Primary Election	Recorder	10/08/2025	Voided		
Cochise County	2026 Primary Election	Recorder	10/14/2025	Voided		
Pima County	Primary Election 2026	Justice of the Peace Precinct 6	11/25/2025	Closed	View	
Pima County	Primary Election 2026	Justice of the Peace Precinct 8	11/25/2025	Closed	View	

PETITIONS FOR TEST TEST						CREATE NEW PETITION
JURISDICTION	ELECTION	OFFICE	DATE OPENED	STATUS		
City of Glendale	2026 Primary Election	Councilmember - Barrel District	11/24/2025	Closed	View	
City of Peoria	Primary Election	Mayor	11/24/2025	Voided		
Pima County	Primary Election 2026	Justice of the Peace Precinct 7	11/25/2025	Closed	View	

CREATE A PETITION

1. SELECT “CREATE NEW PETITION”

If you are a candidate:
Click on the candidate name to update your name, address and campaign information for any new petitions you create.

If you are a Campaign Manager:
Click "Create a New Candidate" to create new candidates and add their petitions. Click on the candidate name to update the candidate's name, address and campaign information for new petitions.

CREATE A NEW CANDIDATE

PETITIONS FOR ADRIANA [REDACTED]

CREATE NEW PETITION

From the Jurisdiction drop-down, select the appropriate jurisdiction. Under Election Year, choose the correct year if it's not automatically selected. Select the Office you are seeking.

Note: If the election is partisan, you'll also need to select your party. If multiple elections appear, choose the one you're running in.

Select "Next" to proceed to the next screen.

Note: If a dropdown menu has only one option, it will be automatically selected.

CREATE ONLINE PETITION

IMPORTANT: Before a candidate may begin collecting signatures they MUST file a statement of interest with the filing office for which they are running.

Jurisdiction*
Required

Election Year*
Required

Office*
Required

Election*
Required

NEXT >>

2. CANDIDATE INFORMATION

The candidate's information is automatically filled in from the "Create Candidate" form. The information can be updated in any field if needed.

LOCAL E-QUAL CANDIDATE GUIDE

CREATE ONLINE PETITION

Candidate Name*
Candidate name as you want it to appear on ballot.
Adriana Guerra

ADDRESS

Address Line 1*
1700 W Washington

Address Line 2
Optional

City*
Phoenix

State* **ZIP Code***
AZ 85007

County*
Maricopa

CAMPAIGN INFORMATION
The following information is optional and will be shown to signers.

Campaign Email Address **Campaign Phone Number**
aguerra@azsos.gov Optional

All of the information you supply on this page will appear on your petition and be viewable online.

<< PREVIOUS NEXT >>

IMPORTANT REMINDERS FOR CANDIDATES:

1. Enter the name in the Candidate Name field exactly as it should appear on the ballot.
2. In the Address field, provide a physical (residential) address. P.O. boxes are not allowed.
3. The Campaign Email Address and Campaign Phone Number are optional. If provided, they will appear on the petition form for public viewing.
4. Review all information carefully before creating a petition. Once a petition is created, details cannot be changed. To make corrections, you must void or close the petition (which releases any collected signatures) and create a new petition.
5. Contact your Election Office if you have any questions.

DOUBLE CHECK YOUR INFORMATION!

Once the petition is created, the only way to make changes is to either:

1. Void the petition (removing all collected signatures), or
2. Close the petition (preventing new signatures) and create a new petition with the correct details.

Note: The information entered will appear on the petition created. After reviewing everything carefully, select “Next”.

3. REVIEW & CREATE PETITION

On the final screen, carefully review the petition text. **Once you select “Create Petition”, the information cannot be changed.**

To edit any information, select “Previous” before proceeding. When everything looks correct, select “Create Petition” to complete the process.

LOCAL E-QUAL CANDIDATE GUIDE

REVIEW

Review the following and click "Create Petition" button at the bottom of the page.

ENGLISH

NOMINATION PETITION FOR MAYOR

I, the undersigned, a qualified elector of the county Maricopa, state of Arizona, and of the City of Peoria hereby nominate Test Test who resides at 1700 W. Washington St Phoenix AZ 85307 in the county of Maricopa for the office of Mayor for the City of Peoria to be voted at the Primary Election to be held on Tuesday, the 4th day of August, 2026, and hereby declare that I am qualified to vote for this office and that I have not signed and will not sign any nomination petitions for more persons than the number of candidates necessary to fill such office at the next ensuing election. I further declare that my residence address has not changed since I last reported it to the county recorder for purposes of updating my voter registration file.

ESPAÑOL

LA PETICIÓN DE NOMBRAMIENTO DEL ALCALDE

Yo, el/la abajo firmante, elector/a calificado/a del condado de <=VoterCountyName>, estado de Arizona, y de la City of Peoria por este medio nomino a Test Test quien reside en 1700 W. Washington St Phoenix AZ 85307 en el condado de Maricopa para el cargo de Alcalde para el City of Peoria para la votación en la Elección Primaria que se llevará a cabo el martes 4 de agosto de 2026, y yo en esto declaro que estoy calificado/a para votar para este cargo y que no he firmado, y que no firmaré, cualquier petición de nominación para más personas que el número de candidatos necesario para ocupar dicho cargo en la siguiente elección. Más aún, yo declaro el domicilio de mi residencia no ha cambiado desde la última vez que lo reporté al registrador del condado con el propósito de actualizar el archivo de mi registro electoral.

<< PREVIOUS

CREATE PETITION

CANCEL

After creating the petition, the petition will appear under the candidate's name.

PETITIONS FOR TEST TEST

CREATE NEW PETITION

JURISDICTION	ELECTION	OFFICE	DATE OPENED	STATUS	
City of Peoria	Primary Election	Mayor	11/24/2025	Open	View

HOW TO SHARE A DIRECT LINK TO YOUR PETITION

Once the petition is created, a direct link is generated. The link can be shared on the candidate's website, through email, or on social media. When voters click the link, they will be taken to the candidate's petition to sign.

1. GO TO THE PETITION DETAILS PAGE

Select "View" to open the petition details page.

PETITIONS FOR TEST TEST

CREATE NEW PETITION

JURISDICTION	ELECTION	OFFICE	DATE OPENED	STATUS	
City of Peoria	Primary Election	Mayor	11/24/2025	Open	View

2. FIND THE LINK & SHARE

Find the E-QUAL link and share it, as needed.

LOCAL E-QUAL CANDIDATE GUIDE

ONLINE PETITION

Candidate Name:	Test Test	E-Qual Link:	https://goqa.azsos.gov/cmy3
Election:	City of Peoria Primary Election August 04, 2026	Office:	City of Peoria Mayor
Date Opened:	November 24, 2025	Signatures Collected in E-Qual:	0
Campaign Contact Information:		Status:	Open
Collection Starts:	March 27, 2025 @ 12:00 AM	Filing Period:	March 07, 2025 @ 12:00 AM to April 06, 2026 @ 05:00 PM

HOW TO VOID A PETITION

1. UNDERSTAND WHAT VOIDING A PETITION MEANS

A petition may be voided while it remains open; however, once it has been closed or filed, it cannot be voided. **Voiding a petition permanently removes all E-QUAL signatures and is irreversible.**

A candidate may elect to void a petition if it was initiated for an incorrect office or jurisdiction. Additionally, if a candidate chooses not to pursue candidacy, voiding the petition enables voters to support another candidate by signing their petition.

2. VOID THE PETITION

Select “View” to review the petition details.

PETITIONS FOR TEST TEST					CREATE NEW PETITION
JURISDICTION	ELECTION	OFFICE	DATE OPENED	STATUS	
City of Peoria	Primary Election	Mayor	11/24/2025	Open	View

Select “Void Petition”.

VOTER SIGNATURES

Search: CLEAR SEARCH [EXPORT ALL TO CSV](#)

LAST NAME	FIRST NAME	ADDRESS	EMAIL	COUNTY	SIGNED
There are no voter signatures for this petition at this time.					

Showing 0 to 0 of 0 entries

Previous Next

VOID PETITIONCLOSE PETITIONPRINT ONLINE PETITION AND SIGNATURESSUBMIT PETITION TO FILING OFFICE

LOCAL E-QUAL CANDIDATE GUIDE

A popup message will appear, select “Yes, I want to void this petition.”



ARE YOU SURE YOU WANT TO VOID THIS?

Voiding your petition will discard all signatures gathered for this particular petition. This action cannot be undone.

YES, I WANT TO VOID THIS PETITION. NO

Once voided, the petition is no longer accessible for viewing.

PETITIONS FOR TEST TEST					CREATE NEW PETITION
JURISDICTION	ELECTION	OFFICE	DATE OPENED	STATUS	
City of Peoria	Primary Election	Mayor	11/24/2025	Voided	

HOW TO CLOSE A PETITION

1. UNDERSTAND WHAT CLOSING A PETITION MEANS

Closing a petition prevents voters from adding additional signatures. **This action is permanent and cannot be reversed.** However, if additional signatures are required to meet the minimum threshold for the office, the candidate may create supplemental petitions to continue collecting signatures.

2. CLOSING THE PETITION

From the petition details screen, select “Close Petition”.

LOCAL E-Qual CANDIDATE GUIDE

ONLINE PETITION

Candidate Name:	Test Test	E-Qual Link:	https://goqa.azsos.gov/cmy4
Election:	City of Glendale 2026 Primary Election August 04, 2026	Office:	City of Glendale Councilmember - Barrel District
Date Opened:	November 24, 2025	Signatures Collected in E-Qual:	0
Campaign Contact Information:		Status:	Open
Collection Starts:	June 12, 2025 @ 12:00 AM	Filing Period:	March 09, 2026 @ 08:00 AM to April 06, 2026 @ 05:00 PM

GUIDES
[City of Glendale Election Page](#)

VOTER SIGNATURES

Search:

LAST NAME	FIRST NAME	ADDRESS	EMAIL	COUNTY	SIGNED
There are no voter signatures for this petition at this time.					

Showing 0 to 0 of 0 entries

Previous Next

A popup message will appear, select “Yes, I want to close this petition”.

ARE YOU SURE YOU WANT TO CLOSE THIS?

Closing your petition means voters can't add more signatures. This action cannot be undone. You can, however, create a new supplemental petition to gather more signatures.

PETITIONS FOR TEST TEST					<input type="button" value="CREATE NEW PETITION"/>
JURISDICTION	ELECTION	OFFICE	DATE OPENED	STATUS	
City of Glendale	2026 Primary Election	Councilmember - Barrel District	11/24/2025	Closed	View

HOW TO SUBMIT A PETITION

1. UNDERSTAND WHAT SUBMITTING A PETITION MEANS

If your election office has enabled online submission, E-Qual petition signatures may be submitted electronically rather than printing the report for in-person filing. Please note, the petition must be closed before submission is permitted.

LOCAL E-QUAL CANDIDATE GUIDE

Important: All other candidate documentation, including paper petitions, must still be filed with your election office. For additional guidance, contact your election office directly.

2. SUBMITTING THE PETITION

From the petition details screen, select “Submit Petition to Filing Office”.

The screenshot displays the 'Petition Details' interface. At the top, it shows election and office information: 'Election: Pima County Primary Election 2026 August 04, 2026' and 'Office: Pima County Justice of the Peace Precinct 8 Republican REP'. Below this, it lists 'Date Opened: November 25, 2025', 'Signatures Collected in E-Qual: 0', 'Campaign Contact Information', 'Status: Closed December 01, 2025 @ 11:27 AM', 'Collection Starts: January 20, 2025 @ 12:00 AM', and 'Filing Period: March 07, 2026 @ 12:00 AM to April 06, 2026 @ 12:00 AM'. A 'GUIDES' section links to 'Pima County Candidate Filing Information'. The 'VOTER SIGNATURES' section includes a search bar with a 'CLEAR SEARCH' button and an 'EXPORT ALL TO CSV' link. Below is a table with columns: LAST NAME, FIRST NAME, ADDRESS, EMAIL, COUNTY, and SIGNED. A message states 'There are no voter signatures for this petition at this time.' and 'Showing 0 to 0 of 0 entries'. At the bottom, there are three buttons: 'VOID PETITION' (green), 'PRINT PETITION AND SIGNATURES' (green), and 'SUBMIT PETITION TO FILING OFFICE' (red, highlighted with a red border).

A popup message will appear, select “Yes, submit this petition”.

The screenshot shows a confirmation popup window with the title 'ARE YOU SURE YOU WANT TO SUBMIT THIS?'. The message inside reads: 'This action cannot be undone. After clicking "Yes", please wait until the process completes and you are returned to your petition.' At the bottom, there are two buttons: 'YES, SUBMIT THIS PETITION.' (green) and 'NO' (black).

HOW TO PRINT A PETITION

1. VIEW THE PETITION

To access the petition details page, select “View” located on the right-hand side of the petition.

LOCAL E-Qual CANDIDATE GUIDE

PETITIONS FOR TEST TEST

[CREATE NEW PETITION](#)

JURISDICTION	ELECTION	OFFICE	DATE OPENED	STATUS	
City of Glendale	2026 Primary Election	Councilmember - Barrel District	11/24/2025	Closed	View

2. PRINT THE PETITION

From the Petition Details page, select “Print Petition and Signatures”. The PDF file will be available to download, save, and print.

ONLINE PETITION

Candidate Name:	Test Test	E-Qual Link:	https://goqa.azsos.gov/cmzk
Election:	City of Surprise PRIMARY ELECTION August 04, 2026	Office:	City of Surprise City of Surprise Council District 5
Date Opened:	December 01, 2025	Signatures Collected in E-Qual:	0
Campaign Contact Information:		Status:	Open
Collection Starts:	October 01, 2025 @ 12:00 AM	Filing Period:	March 07, 2026 @ 12:00 AM to April 06, 2026 @ 05:00 PM

GUIDES

[Surprise City Clerk Election Information](#)

VOTER SIGNATURES

Search: [CLEAR SEARCH](#) [EXPORT ALL TO CSV](#)

LAST NAME	FIRST NAME	ADDRESS	EMAIL	COUNTY	SIGNED
There are no voter signatures for this petition at this time.					

Showing 0 to 0 of 0 entries

[Previous](#) [Next](#)

[VOID PETITION](#) [CLOSE PETITION](#) [PRINT ONLINE PETITION AND SIGNATURES](#)

HOW TO SEARCH AND EXPORT VOTER SIGNATURES

1. VIEW THE PETITION

Select “View” to access the Petition Details page.

PETITIONS FOR TEST TEST					CREATE NEW PETITION
JURISDICTION	ELECTION	OFFICE	DATE OPENED	STATUS	
City of Glendale	2026 Primary Election	Councilmember - Barrel District	11/24/2025	Closed	View


LOCAL E-QUAL CANDIDATE GUIDE

2. PRINT THE PETITION

Above the voter signature table, use the “Search” field to locate specific signatures, or select “Export All to CSV” to download a .csv file containing all signatures associated with the petition.

VOTER SIGNATURES

Search: CLEAR SEARCH

 EXPORT ALL TO CSV

LAST NAME	FIRST NAME	ADDRESS	EMAIL	COUNTY	SIGNED
D	R	N 34TH DR, PHOENIX, AZ, 85027		Maricopa	04/30/2020
C	J	W GROVERS AVE, PHOENIX, AZ, 85053		Maricopa	04/30/2020
B	A	N 29TH DR, PHOENIX, AZ, 85053		Maricopa	04/30/2020

Showing 1 to 3 of 3 entries

Previous 1 Next